

SAFETY-CHOCK® Wheel Restraint

Product Specifications



DESIGN HIGHLIGHTS

- Surface mount design
- Push button control
- Compatible with "Pup" & "Lift Gate" trailers
- LED interior & exterior communication lights
- Automatic wheel sensing
- Remote pump & motor with wall mount bracket
- Programmable controller
- Integral truck positioning guide rail
- Hot dip galvanized finish
- Exterior audible motion alarm
- Exterior sign package
- Manual release for power failure

AVAILABLE OPTIONS

- ☐ Keyed override switch selector
- ☐ Audible alarm
- ☐ Digital cycle counter
- ☐ Electric de-icing system (heater kit)
- ☐ Exterior wall mounted emergency stop
- ☐ Additional guide rail system
- ☐ Additional hydraulic hose lengths
- ☐ Other _____

AVAILABLE ACCESSORIES

- ☐ Digital master or combination control panel with HMI _____
- ☐ Control panel stanchion
- ☐ Other _____

PROJECT INFORMATION

JOB NAME _____

ADDRESS _____

GENERAL CONTRACTOR _____

DISTRIBUTOR _____

MODEL _____ QUANTITY _____

VOLTAGE/PHASE _____

CERTIFIED FOR CONSTRUCTION

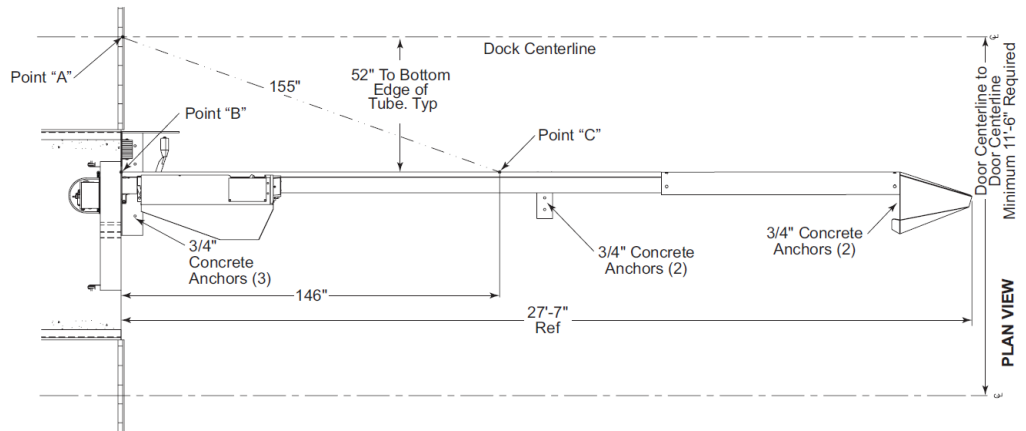
BY _____

COMPANY _____

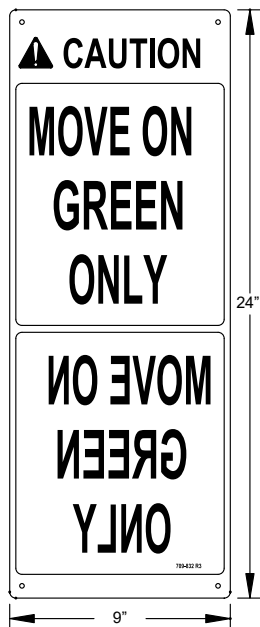
ADDRESS _____

DATE _____

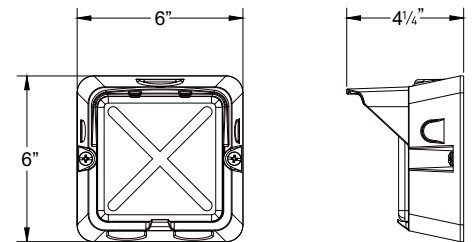
1. **General:** SAFETY-CHOCK is a surface mounted wheel chocking device designed to chock the wheel of a truck or trailer and restrain it at the loading dock. To be hydraulically operated with NEMA 12 control panel. Available in all single and three phase voltages. Unit to be drive mounted with 4" ground clearance and operates in extreme weather conditions including snow and flooded driveways. The SAFETY-CHOCK includes operating controls and remote-mounted hydraulic power pack located inside the building along with an interior and exterior visual communication system.
2. **Construction:** Strong welded steel construction with tubular steel guide rail mounted to driveway. High quality products are manufactured in a Certified Welding Fabricator (CWF) facility. Entire unit hot-dip galvanized finish.
3. **Operation:** The truck is backed into position against the dock bumpers and the brakes are set. The dockworker pushes the CHOCK engage button on the control panel to activate the SAFETY-CHOCK. When activated, the outside lights immediately change from green "O" to red "X". When the sensing roller contacts the rear truck wheel, the chock arm will extend out of the housing until it is placed in front of the rear wheel. The chock housing will then reverse and move the chock arm back to firmly engage the wheel and the inside lights will change from red "X" to green "O". If the configuration of the vehicle wheels prevents proper engagement of the wheel chock, the carriage may return to the home position and report a Vehicle Not Found condition. This condition is reported by flashing the inside red "X" and amber lights. Manually chock the vehicle wheels and then rotate the OVERRIDE selector switch to initiate a lights override condition. The outside red "X" and inside green "O" and amber lights will illuminate. When loading/unloading is complete, the dockworker pushes the RELEASE button on the control panel to disengage the SAFETY-CHOCK. The inside light will immediately change from green "O" to red "X", the chock arm is retracted and the housing begins to reverse back toward the dock wall. When the SAFETY-CHOCK reaches its stored position, the outside lights will change from red "X" to green "O". Pressing the restraint RELEASE button at any time will stop the restraint in any position.
4. **Control Panel:** Solid state control panel (9"W x 20" H x 8" D) features programmable logic controls and "real time" diagnostic capability, industrial quality push buttons, integral LED visual safety light warning system and printed operational instructions.
5. **Capture Range:** Captures rear wheel of transport vehicle for any axle position from 32 inches to 14 feet from dock face.
6. **Communications:** The communication system consists of printed operating instructions on the control panel, an outside mounted instruction sign for the truck driver, and internal and external visual communication lights.
7. **Exterior Lights:** Low profile, composite exterior light (6"W x 6"H x 4 1/4"D) with flashing green and red 24V DC LED light signals indicate safe or unsafe conditions for trailer movement. Caution sign (9"W x 24"H) with standard and reversed lettering provided with exterior light.
8. **Electrical:** Control panel for SAFETY-CHOCK available in all single and three phase voltages. Interior and exterior LED communication lights operate on a 24V circuit.
9. **Hydraulic specifications:** Unit to include, 3/2 GPM pump (two speed) and 1HP motor available in all single and three phase voltages, double-acting PLC controlled cylinder with 144" stroke and a hydraulic reservoir with 3 gallon usable capacity. Hydraulic hoses and fittings provided.
10. **Installation:** Requires mounting restraint, control panel, exterior lights, and sign in strict accordance with Serco installation instructions. Restraint and exterior lights must be wired to control panel. Restraint, control panel, and exterior lights to be electrically installed by others. Installation is recommended to be performed only by authorized Serco Distributors. Installation is not included unless specifically contracted for with Serco Distributor.
11. **Limited Warranty:** Serco warrants all components to be free from defects in material and workmanship, under normal use, for a one year base period from the date of shipment in accordance with Serco's Standard Warranty Policy. The "Base Warranty Period" will begin on the completion of installation or the sixtieth (60th) day after shipment, whichever is earlier.



Control panel



Exterior lights



Serco
1612 Hutton Drive, Suite 140
Carrollton, TX 75006
800.933.4834
www.sercodockproducts.com

4Front Engineered Solutions reserves the right to change specifications and designs without notice and without incurring obligations. 4Front Engineered Solutions products may be the subject of one or more U.S. and/or foreign, issued and/or pending, design and/or utility patents. Serco as word and logo are registered trademarks belonging to ASSA ABLOY Entrance Systems AB or other companies controlled by the same organization. All rights reserved.