


# SL90 Vehicle Restraint

## Product Specifications



### DESIGN HIGHLIGHTS

- Non-impact design & operation
- Automatic interior/exterior LED light communication system
- Advanced safe engagement signaling
- Patented dual locking positions at 7" & 11" from face of 4" bumper
- Horizontal hooking range 0 - 11" from face of 4" bumper
- Low-profile - stores at 9" off grade
- UL listed interlock capable control panel with solid state controls
- Programmable logic controller (PLC)
- Auto reverse (if no rear impact guard)
- Hot dip galvanized finish
- Compatible with NHTSA regulation rear impact guards
- Standard wall mount configuration
- Digital multi-code security key pad (restraint release & lockout/override)
- Digital cycle counter

### AVAILABLE OPTIONS

- ☐ Ground mount
- ☐ Stand-off bracket \_\_\_\_ projection
- ☐ Embed mounting plate (new construction)
- ☐ Pit floor mounting bracket
- ☐ Trailer presence sensor
- ☐ Automatic engagement
- ☐ Flood resistant package
- ☐ Heater element
- ☐ Back plate cut-down (wall or ground mount) \_\_\_\_\_
- ☐ Security lock package (padlock not included)
- ☐ High visibility traffic-style exterior lights (120 volt only)
- ☐ Other \_\_\_\_\_

### AVAILABLE ACCESSORIES

- ☐ Control panel stanchion
- ☐ Other \_\_\_\_\_

### PROJECT INFORMATION

JOB NAME \_\_\_\_\_

ADDRESS \_\_\_\_\_

GENERAL CONTRACTOR \_\_\_\_\_

DISTRIBUTOR \_\_\_\_\_

MODEL \_\_\_\_\_ QUANTITY \_\_\_\_\_

VOLTAGE/PHASE \_\_\_\_\_

### CERTIFIED FOR CONSTRUCTION

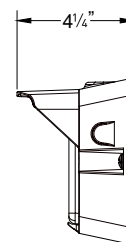
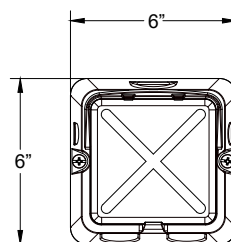
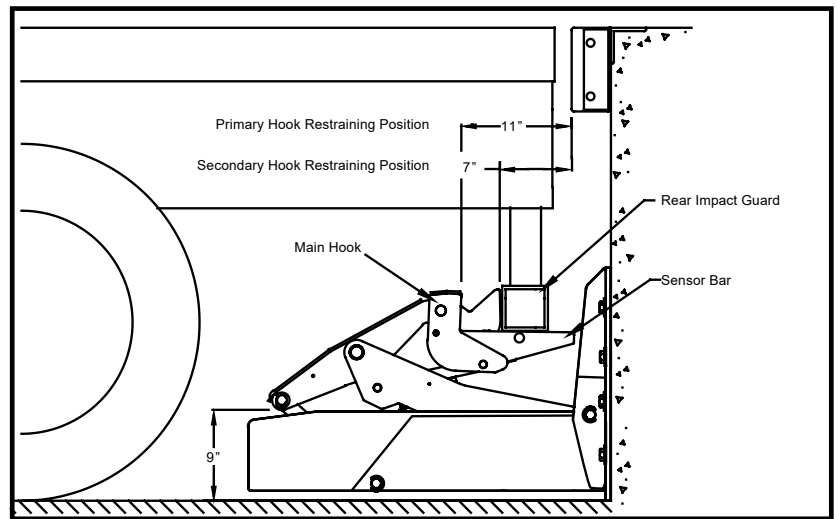
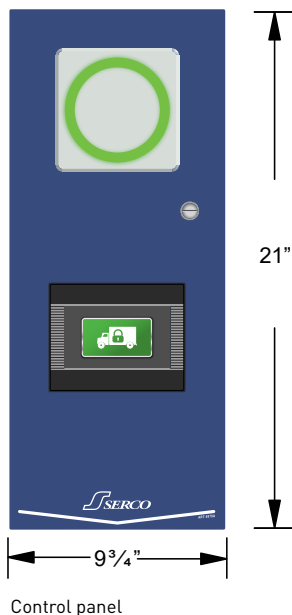
BY \_\_\_\_\_

COMPANY \_\_\_\_\_

ADDRESS \_\_\_\_\_

DATE \_\_\_\_\_

1. **General:** SL90 electromechanical restraint featuring patented dual locking positions, full push-button control and a rear impact guard safe engagement signaling system. Includes locking unit, interior & exterior communication light system, caution sign, and push-button control panel. Unit conforms to OSHA standards.
2. **Construction:** Mainframe structure to be stationary mounted, side and rear members to be ½" welded steel plate with hot dip galvanized finish. High quality products are manufactured in a Certified Welding Fabricator (CWF) facility. Unit to have a resistance to pull-out of 32,000 lbs. and feature high strength self-lubricating bushings to ensure maximum life and minimal maintenance.
3. **Operation:** As a vehicle backs up against the dock bumpers, the exterior light is green "O" and the interior control light red "X". With the vehicle in position, the operator presses the "ENGAGE" button. The exterior light instantly switches to red "X" and dual gas springs raise the hook. The interior light changes to green "X" when the restraint maintains positive contact with the rear impact guard and as the vehicle moves vertically during loading and unloading operations. Dual locking positions minimize the vehicle's horizontal movement. To release the rear impact guard, the operator enters a code on the Digital Multi Code Key Pad on the control panel, restoring the restraint, and the interior light immediately switches to red "X", indicating it is unsafe to load/unload. When the restraint is fully restored, the exterior light switches to green "O" indicating it is safe for the vehicle to leave, and the inside light switches to red "X" indicating it is unsafe to load/unload. If the restraint raises but does not make positive contact with the rear impact guard, it will automatically restore. If the restraint cannot engage the vehicle, the operator must chock the vehicle wheels and enter a three digit code on the security keypad to switch to the "RESTRAINT OVERRIDE (lights only)" mode of operation. The exterior light switches to red "X", the interior light switches to green "O" combined with an amber bar indicates that the vehicle is secured by alternate means. When stored, the restraint incorporates an integral cover to protect the activation mechanism from damage and minimize the collection of debris.
4. **Control Panel:** Solid state control panel (9¾" W x 21" H x 8"D) features a programmable logic controller and "real time" diagnostic capability. System includes visual safety warning composite LED and touch screen interface, guiding the operator through available equipment functions.
5. **Hooking Range:** The restraint will engage a rear impact guard positioned up to 11" horizontally from the face of a 4" bumper and is compatible with NHTSA regulation rear impact guards. Dual locking positions limit vehicle movement and engage rear impact guard at 7" and 11" from 4" bumper.
6. **Exterior Lights:** Low profile flashing green and red LED signals (6" W x 6" H x 4 ¼"D) indicate safe or unsafe conditions for vehicle movement. Caution sign (9" W x 24" H) with standard and reversed lettering provided.
7. **Electrical:** Lock unit and exterior lights operate on 24 volt circuit. NEMA 12 control panel requires 120 volt, single phase, 60 HZ supply. All components are UL listed.
8. **Installation:** Requires mounting of restraint, control panel, exterior lights, and caution sign in strict accordance with Serco installation instructions. Restraint and exterior lights must be wired to control panel. Locking unit, control panel, and exterior lights to be electrically installed by others. Installation is recommended to be performed only by authorized Serco Distributors. Installation is not included unless specifically contracted for with Serco Distributor.
9. **Limited Warranty:** Serco warrants all components to be free of defects in material and workmanship, under normal use, for a 1-year base period from date of shipment in accordance with Serco's Standard Warranty Policy. The "Base Warranty Period" will begin on the completion of installation or the sixtieth (60th) day after shipment, whichever is earlier. Also included is a 5-year structural component warranty on locking unit.



Exterior lights



**Serco**  
 1612 Hutton Drive, Suite 140  
 Carrollton, TX 75006  
 800.933.4834  
[www.sercodockproducts.com](http://www.sercodockproducts.com)

4Front Engineered Solutions reserves the right to change specifications and designs without notice and without incurring obligations. 4Front Engineered Solutions products may be the subject of one or more U.S. and/or foreign, issued and/or pending, design and/or utility patents. Serco as word and logo are registered trademarks belonging to ASSA ABLOY Entrance Systems AB or other companies controlled by the same organization. All rights reserved.

©ASSA ABLOY. All rights reserved. Part of ASSA ABLOY. Printed in USA. Form # SPS-RPB9-0725